




**WE ARE GOING TO THE  
RAPTOR INC. OPEN HOUSE TODAY**


We will get to see owls, hawks, falcons and vultures!

# PARKING OUR CAR

When we get to RAPTOR Inc., we will park our car in a gravel lot or maybe even a field of grass. If we park in the field, we will walk up a big hill to get to the Red Barn.



We will be greeted by the RAPTOR Inc. staff. They will smile and be happy I came to visit.



WELCOME TO  
RAPTOR INC.

# FIDGETS



At RAPTOR Inc., I do not touch the birds. If I need something to keep my hands busy, I can borrow a fidget from the table under the deck. I will return it before I leave.

## LET'S TOUR THE RAPTOR MEWS

I will walk on a gravel path to view the birds that live here. These birds live in “mews” to keep them safe.

The birds may fly, flutter, clack their beaks or make calls. If I am worried about loud sounds, I can cover my ears.



# LET'S TAKE A PHOTO



I can measure my “wingspan” and take photos at the owl station. It will be fun to remember this experience!

## UP CLOSE BIRD EXPERIENCE

There will be a raptor out sitting on the glove of a staff member. I will get to see it up close and take pictures or ask questions. The raptor might flap its wings or look at me or even make noises. It will not hurt me.





## LET'S VISIT THE BIOFACT STATION

There's a table with wings, feet and eggs that I can touch. Raptors have soft feathers and sharp talons. I should be gentle.

*I NEED THE  
RESTROOM*

There is one  
restroom available if  
needed. I might have  
to wait my turn if  
there is a line.





**LET'S GO UPSTAIRS  
TO THE GIFT SHOP**


We will walk upstairs onto the deck and enter the Red Barn gift shop. We can stop and buy some RAPTOR Inc. merchandise if we want.

# LET'S GO TO THE KIDS PROGRAM

We can make a craft, read a story, color and meet a special visitor.



THANKS FOR  
VISITING!



RAPTOR<sup>INC</sup>